
Subject: Science
Level: Infant Two
Strand: Individuals and Groups
Topic: **Living and Non-living Things**



By the end of this worksheet, you will be able to:

- Identify non-living things.

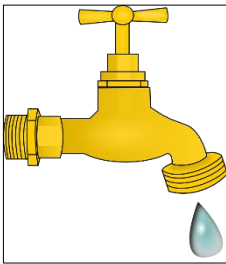


Key Points:

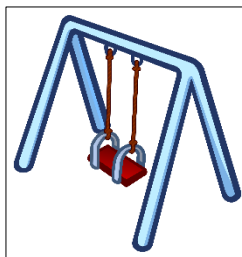
Non-living things:

- cannot give off waste.
- cannot breathe.
- cannot make young ones.


Some examples of non-living things are:



tap



swing



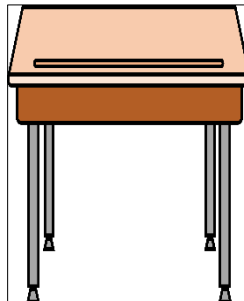



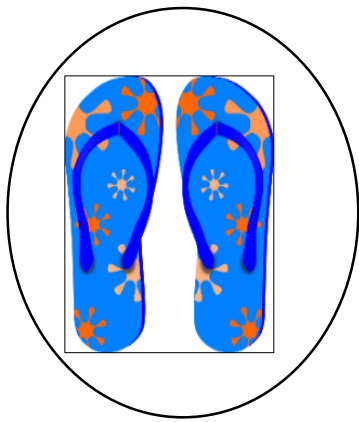


broom

ACTIVITY 1



INSTRUCTIONS: Circle all the non-living things below. One is done for you.



ANSWER KEY



INSTRUCTIONS: Circle all the non-living things below. One is done for you.

