

**Subject:** Science

**Level:** Infant Two

**Strand:** Individuals and Groups

**Topic:** Living Things and Non-Living Things



**By the end of this worksheet, you will be able to:**

- Identify non-living things.




### Key Points


Non-living things:

- do not grow.
- do not eat.
- do not make young ones (reproduce).
- do not move.
- do not breathe.
- do not give off waste.

Some examples of non-living things are:



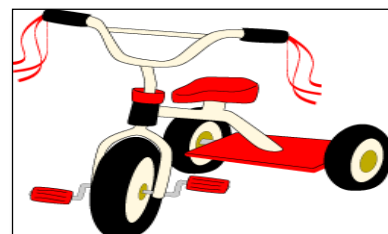
clock



books



crayons










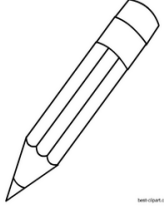







tricycle

# ACTIVITY 1



**INSTRUCTIONS:** Circle all non-living things below.

# ANSWER KEY

## ACTIVITY 1

