

Subject: Science

Level: Infant Two

Strand: Individuals and Groups

Topic: Living Things and Non-Living Things



By the end of this worksheet, you will be able to:

- Identify living things.




Key Points

Living things:

- grow.
- eat.
- make young ones (reproduce).
- move.
- breathe.
- give off waste.

Some examples of living things are:



crab



frog



people










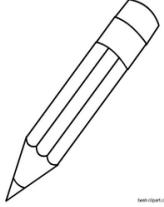







flower

ACTIVITY 1



INSTRUCTIONS: Circle all living things below.

ANSWER KEY

ACTIVITY 1