

Subject: Science

Level: Infant Two

Strand: Individuals and Groups

Topic: Living and Non-living Things



By the end of this worksheet, you will be able to:

- Identify at least three attributes of living things.



Key Points:

All living things:

- grow.
- eat.
- move.


Some examples of living things are:



Humans



Flower: Chaconia



Tree



Bird: Cocrico



Fish: Snapper





Dog

ACTIVITY 1



INSTRUCTIONS: Take a walk outside. Draw **two** living things that you see. Write **three** characteristics of each living thing in sentence form.

Example

I see a cat.	I see a boy.
	
The cat can move. The cat can eat. The cat can grow.	The boy can eat. The boy can grow. The boy can move.

Go to the next two pages and complete each activity.

Word Bank

grow eat move

Choose words from the word bank above.

Living Thing (1)

I see a _____.

Drawing

1. The _____ can _____.

2. _____.

3. _____.

Word Bank

grow eat move

Choose words from the word bank above.

Living Thing (2)

I see a _____.

Drawing

1. The _____ can _____.

2. _____.

3. _____.

ANSWER KEY

1. Each **drawing** must be a picture of a **living thing** (human, animal or plant).

2. Write the **name** of each **living thing** on the **line**:

I see a _____.

3. Write **three** characteristics of each living thing.

Choose **words** from the **Word Bank**.

Each response must be written in **sentence form**.

The _____ can _____.


(Name of living thing)

(One word from the Word Bank)

Answers will vary.

This is an example.

I see a **bird**.



The **bird** can **move**.

The **bird** can **eat**.

The **bird** can **grow**.