

Subject: Mathematics

Level: Infant One

Strand: Measurement

Topic: Linear Measurement & Mass/Weight

Key Points:

- We can use the words **thin** and **thick**, **wide** and **narrow** to describe objects.
- We also use the words **slim** and **fat** especially when we speak of people.
- **Heavy** and **light** are words we use to compare things or to speak about them. If something is easy to carry, we say it is **light**. If we cannot carry it easily, we say it is **heavy**.

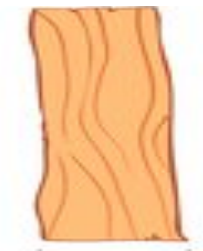
Observe the pictures below:



These books are **thick**.



These mats are **thin**.



This piece of wood is **wide**.



This piece of wood is **narrow**.



Here, the watermelon is **heavy**, while the apple is **light**. Hence the arm with the watermelon is lower than the arm with the apple.

ACTIVITY 1

Under each picture, write one word from the list of words below, which describes the object or person in the picture.

Thick

Thin

Wide

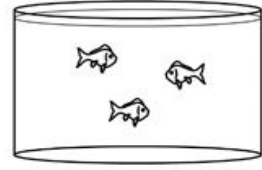
Narrow

Fat




























ACTIVITY 2



These balloons are **light**.

This computer is **heavy**

The balloons are light, and the computer is heavy. This is because we can carry the balloons quite easily, but we cannot lift the computer easily.

Compare the two objects. Write **L** for **Light** and **H** for **Heavy**.

<p>*****</p>	<p>*****</p>
<p>*****</p>	<p>*****</p>
<p>*****</p>	<p>*****</p>

ANSWER KEY



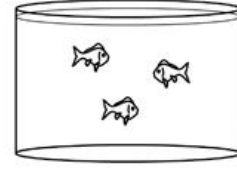
Thin



Fat




Narrow



Wide



Thick



Thin



Wide



Narrow



Wide



Narrow



Fat















Thin



Thick

ACTIVITY 2:

Complete the exercise:

 H *****	 L *****	 H *****	 L *****
 L *****	 H *****	 H *****	 L *****
 H *****	 L *****	 L *****	 H *****