
Subject: English Language Arts
Level: Infant 2
Strand: Writing – (Vocabulary)
Topic: **Homophones**

Key Point: Use correct homophones in spelling and writing.



Review Box

Homophones are words that sound the same but have different spellings and meanings.





Activity 1

INSTRUCTIONS: Circle the correct homophone to complete each sentence.

1. I (**ate**, **eight**) rice and chicken for lunch.
2. Our football team (**one**, **won**) the match.
3. Did you brush your (**hair**, **hare**)?
4. The wind (**blue**, **blew**) the bird's nest onto the ground.
5. Harry brought (**for**, **four**) bananas to school.
6. Sue (**rode**, **road**) her bicycle on Sunday.

Activity 2

INSTRUCTIONS: Circle the homophone that names each picture.

| | |
|--|---|
| <p>flour</p>  <p>flower</p> | <p>two</p>  <p>too</p> |
| <p>aunt</p>  <p>ant</p> | <p>sun</p>  <p>son</p> |

ANSWER KEY

HOMOPHONES





Activity 1

INSTRUCTIONS: Circle the correct homophone to complete each sentence.

1. I (**ate** , **eight**) rice and chicken for lunch.
2. Our football team (**one** , **won**) the match.
3. Did you brush your (**hair** , **hare**)?
4. The wind (**blue** , **blew**) the bird's nest onto the ground.
5. Harry brought (**for** , **four**) bananas to school.
6. Sue (**rode** , **road**) her bicycle on Sunday.

Activity 2

INSTRUCTIONS: Circle the homophone that names each picture.

| | |
|--|---|
| <p>fleur</p>  <p>flower</p> | <p>two</p>  <p>too</p> |
| <p>aunt</p>  <p>ant</p> | <p>sun</p>  <p>son</p> |