

**Subject:** Science  
**Level:** Infant 1  
**Strand:** Individual and Groups  
**Topic:** Observable body parts.

**Key Points:**

- Body parts help us with all our daily activities.
- We can see some body parts.
- Observable parts of the body each have important uses as shown in the table below.

**Function of the parts:**

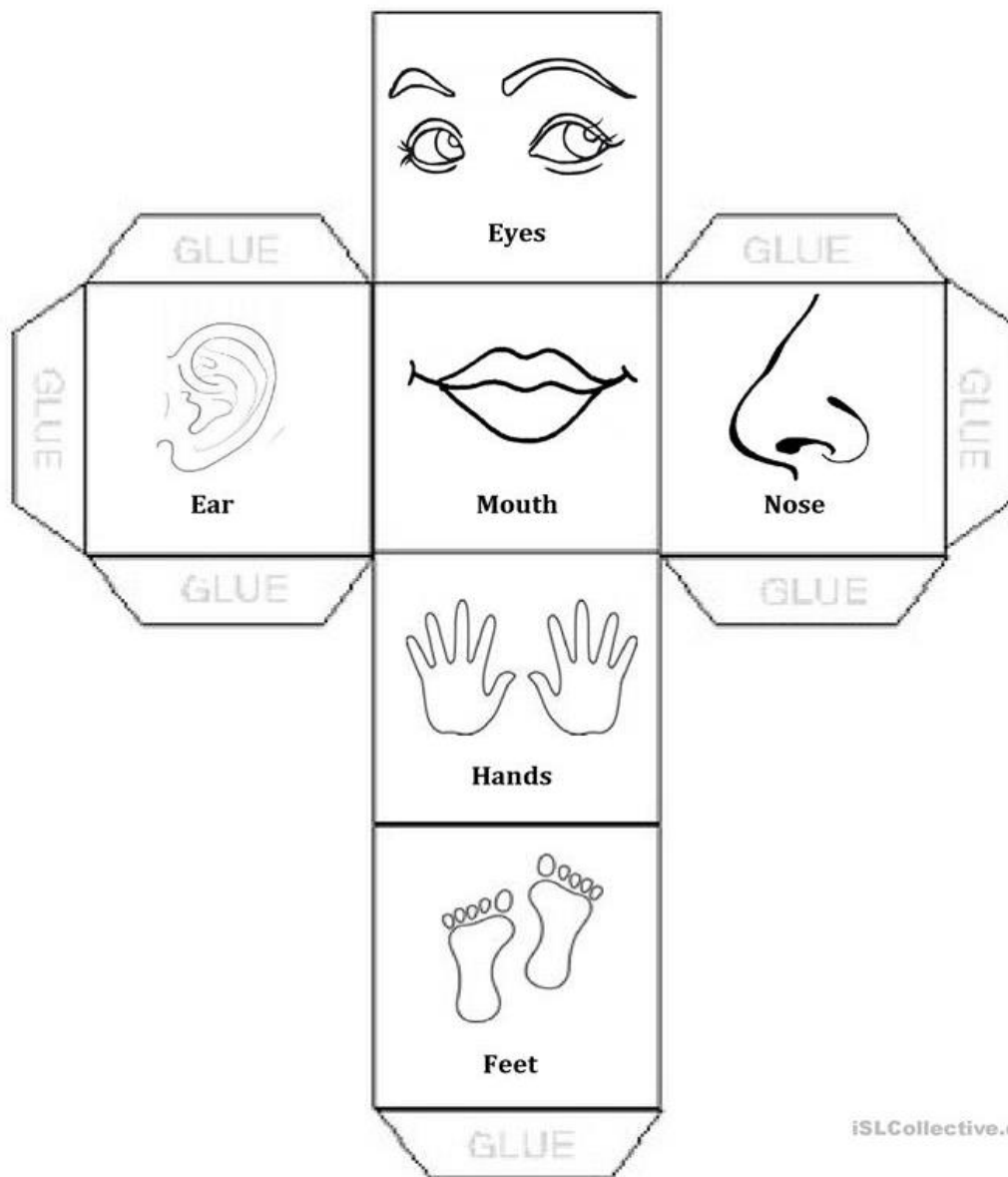
<b>Body Parts</b>	<b>Function</b>	<b>Body Parts</b>	<b>Function</b>
<b>Eyes</b>	To see	<b>Elbows</b>	To bend the arm
<b>Ears</b>	To hear	<b>Hands</b>	To hold items
<b>Mouth</b>	To eat and talk	<b>Fingers</b>	To grasp items
<b>Nose</b>	To smell	<b>Knees</b>	To bend the leg
<b>Arms</b>	To lift	<b>Feet</b>	To walk, jump, run

**Activity 1:**

Click the video link below and participate in the activity (Head, Shoulders, Knees & Toes – Exercise Song For Kids). <https://www.youtube.com/watch?v=h4eueDYPTIg>

**Activity 2:**

**Create your own body parts cube - Colour, cut and glue!!**

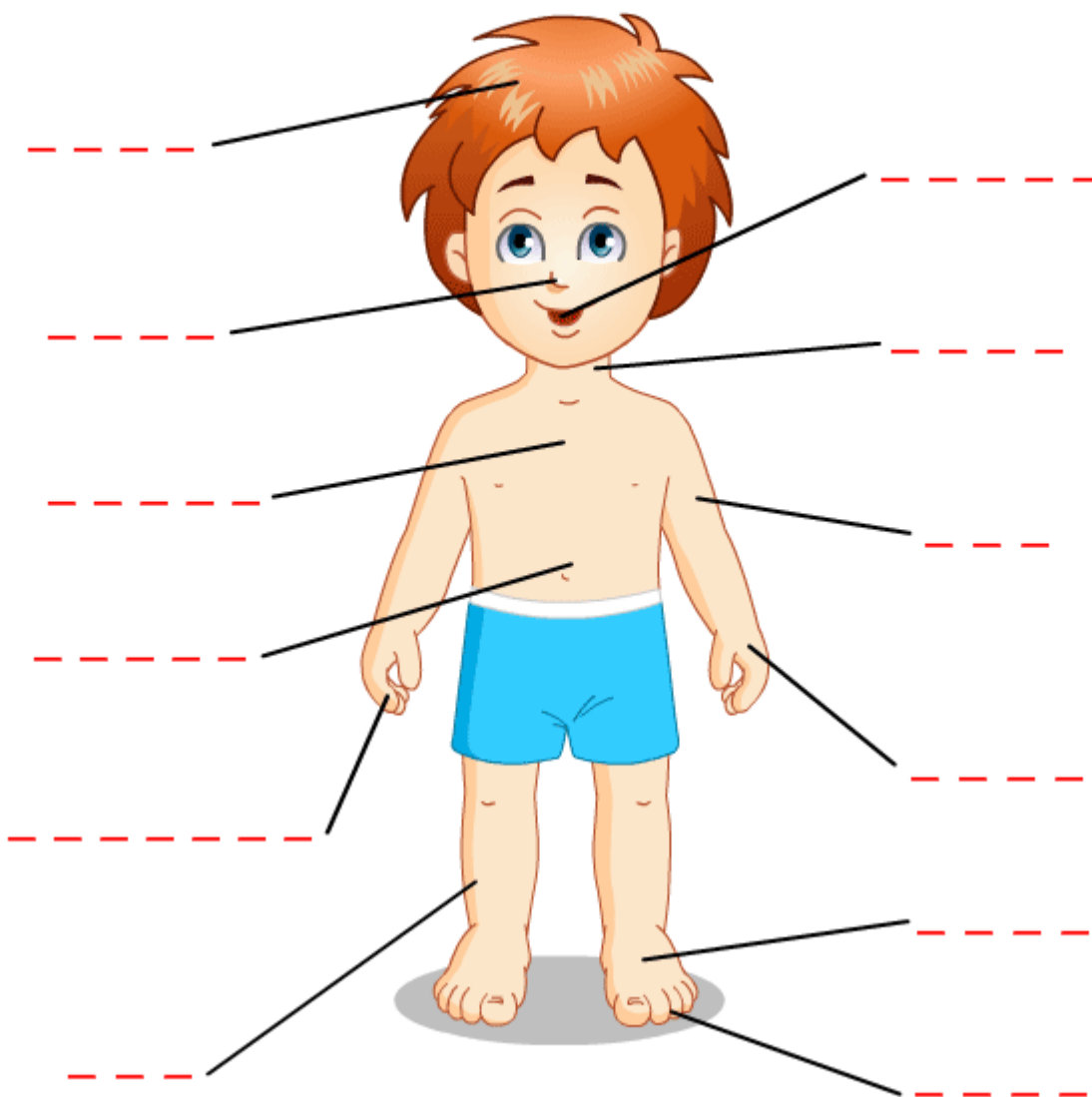


iSLCollective.com

**Assessment:**


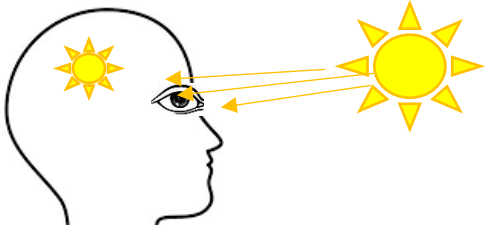





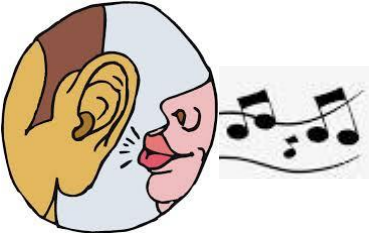


Label the different parts of our body using the words in the box.

head	mouth	chest	fingers	arm	foot
nose	neck	tummy	leg	hand	toes



Copy right © Turtlediary.com. All rights reserved www. turtlediary.com

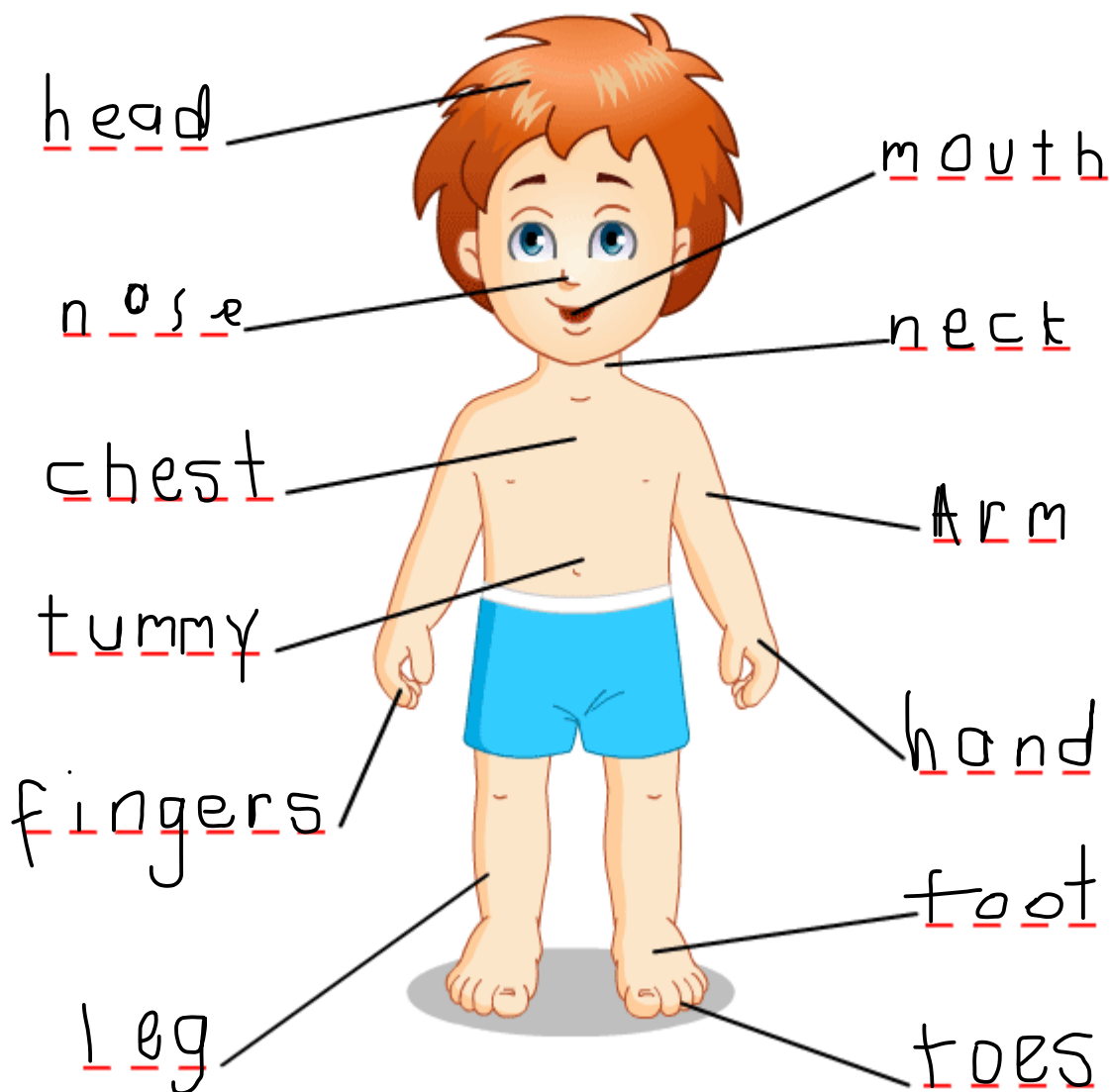
Match the part of the body to its use.

Body Part	Use
	 <p><b>see</b></p>
	 <p><b>eat</b></p>
	 <p><b>smell</b></p>
	 <p><b>hear</b></p>
	 <p><b>lift</b></p>

## Answer Key

Label the different parts of our body using the words in the box.

head    mouth    chest    fingers    arm    foot  
nose    neck    tummy    leg    hand    toes



Copy right © Turtlediary.com. All rights reserved www. turtlediary.com

