

Subject: Science
Level: Infant 2
Strand: Individual and Groups
Topic: Growth of a seedling

Key Points:

- i. Some plants grow from seeds.
- ii. Out of the seed, a seedling sprouts
- iii. As a seedling grows you will see changes (taller, more leaves)

ACTIVITY 1: Read the passage.

How to plant a seed.



Choose the  that you wish to plant.


Soak  overnight.


In a  place some



Bury  in the soil.

Seeds need  and  each day.

Soon the seed grows and a  comes out.

After some days a beautiful  is born.

Activity 2.

- Now you plant your seeds. (You will need beans, pot/container, soil)
- Use the circles below to draw each step from seed to adult plant.

Name: _____

From a Seed to a Plant

1 Plant a Seed

2 Provide Water and Sun

3 See a sprout.

4 See a seedling.

5 See the adult plant.

© <http://worksheetplace.com>

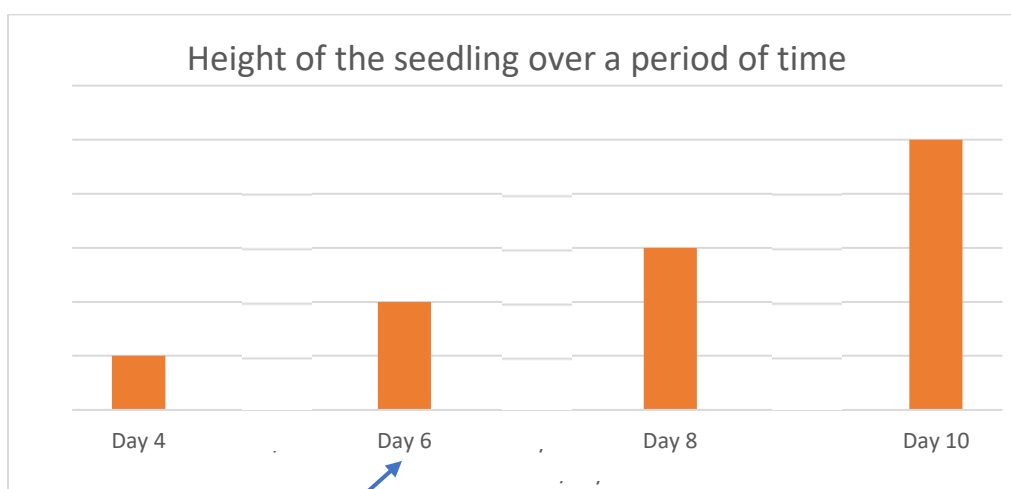
Assessment:



Paper strips

John cut strips of paper same as the height of the shoot of his plant.

For each day, John stick the paper he measured his plant as shown below.



Example

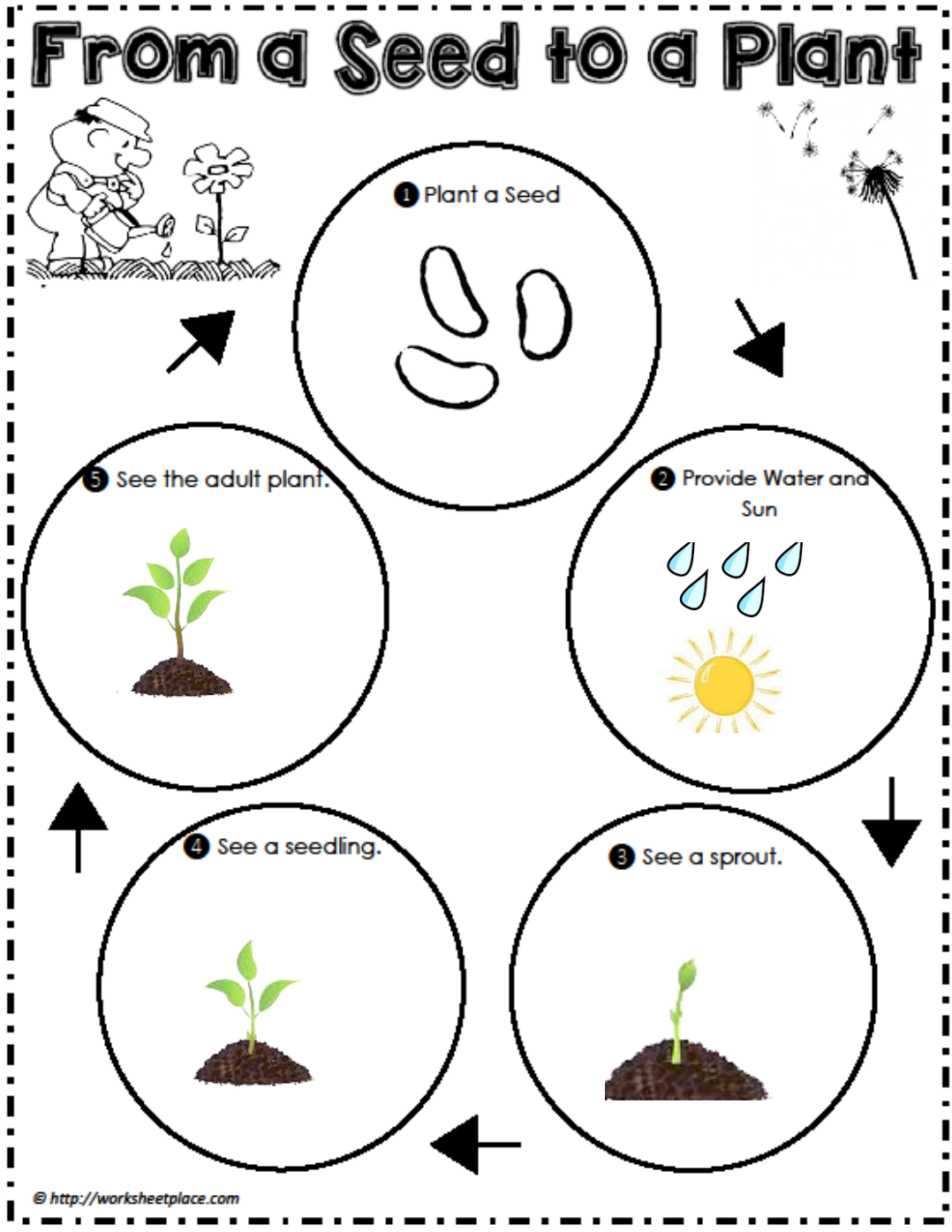


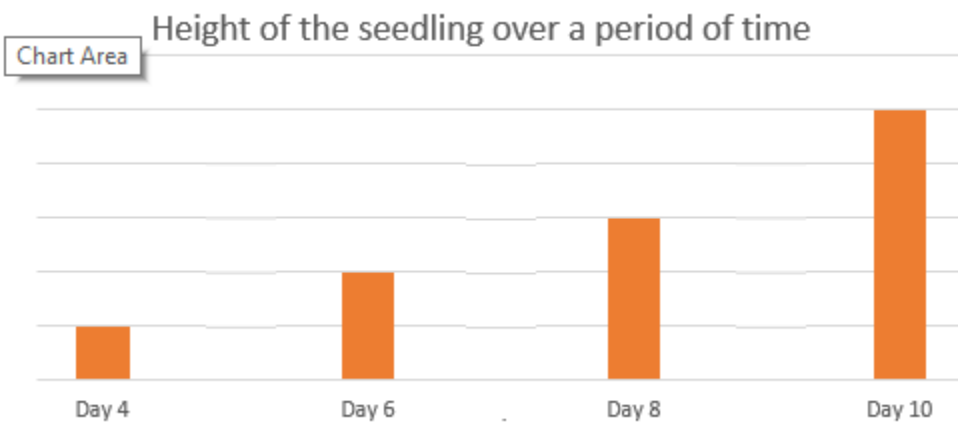
1. Draw arrows to match the pictures to the day of growth

2. I learnt: _____

Answer Key:

Name: _____





Example



1. Draw arrows to match the pictures to the day of growth
2. I learnt: (any one of the following)

Seeds need water and sun to grow.

Seeds grow into seedlings (or young plants).

Seedlings get taller as they grow.